

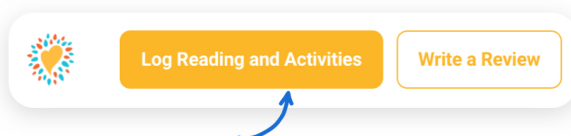
On the Web

TIP!

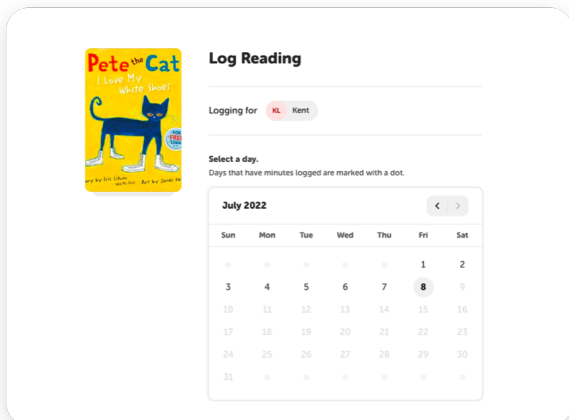
Your district and school add new challenges throughout the year, so make sure to check your "Challenges" tab to register for any new challenges!

Log Reading

Click "Log Reading and Activities" at the top of the page.



Select "minutes" and then fill in the date, minutes, title and author. Click "Log".



Log Reading

Logging for **KL Kent**

Select a day.
Days that have minutes logged are marked with a dot.

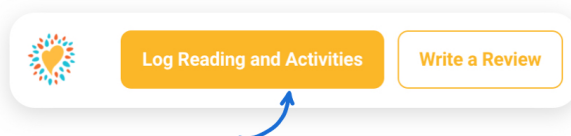
July 2022

Sun	Mon	Tue	Wed	Thu	Fri	Sat
					1	2
3	4	5	6	7	8	9
10	11	12	13	14	15	16
17	18	19	20	21	22	23
24	25	26	27	28	29	30
31						

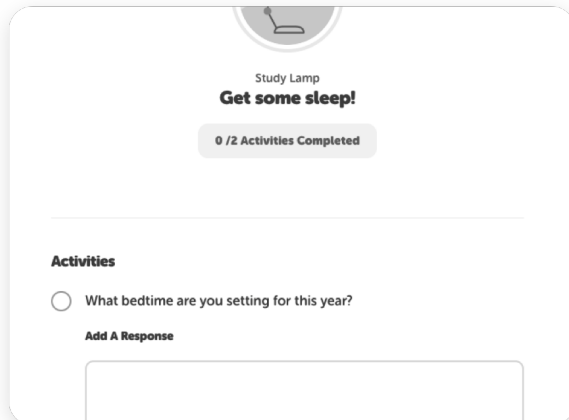
If you earned a badge, you'll see it right away! Check out your progress toward your next badge under the "Logging Badges" tab.

Log an Activity

Click "Log Reading and Activities" at the top of the page.



Select "Activities," choose an activity badge and then an activity. Follow the instructions to complete the activity.



Study Lamp
Get some sleep!

0 / 2 Activities Completed

Activities

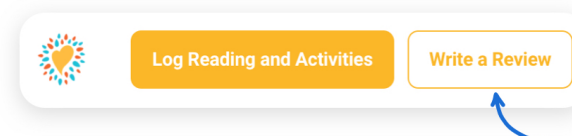
☐ What bedtime are you setting for this year?

Add A Response

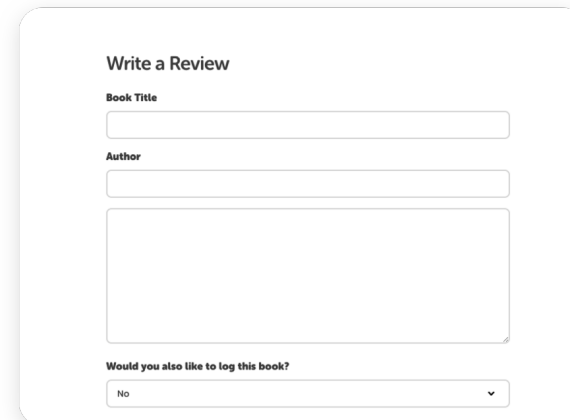
If you don't see "Activities" as an option on your site, don't worry! Just check back for a new challenge at your school that includes activities.

Write a Review

Click "Write a Review" at the top of the page.



Enter the title and author, write your review, and click "Save."



Write a Review

Book Title

Author

Would you also like to log this book?

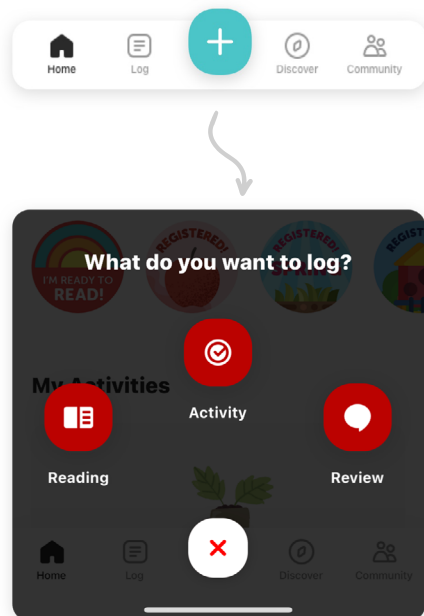
No

Note: You can also add a review on the "Log Reading" page.

In the App

First

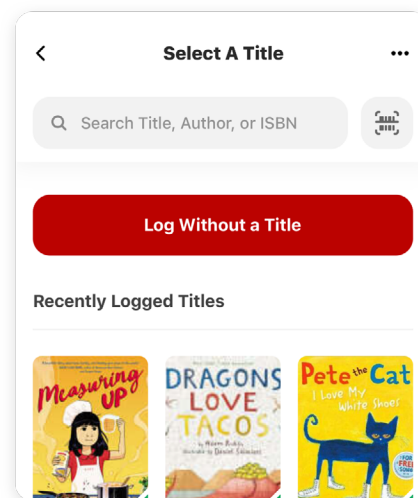
Click the + in the tab bar



Then

Log Reading

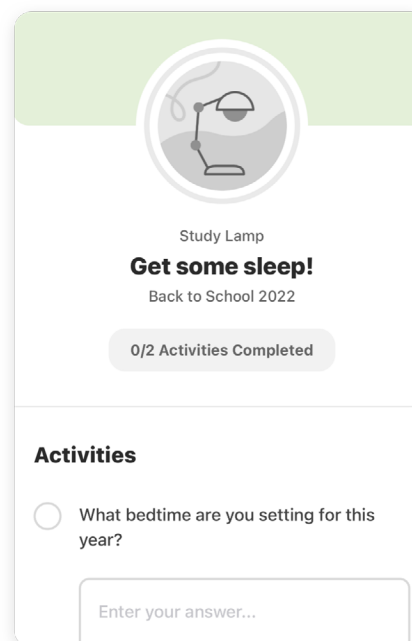
Click "Reading" and choose a way to enter your book title. (Pro tip: scanning the ISBN is the easiest and most fun!)



Click "Start Timer" to automatically time your reading session or "Log Reading" to enter the date, minutes read, and other details. Click "Done" to enter your log.

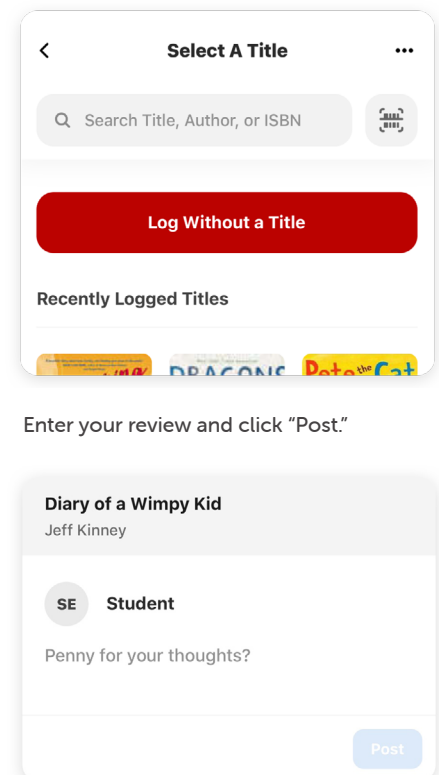
Log an Activity

Click "Activity," choose an activity badge and then an activity. Follow the instructions to complete the activity.



Write a Review

Click "Review" and choose a way to enter your book title.



Enter your review and click "Post."

Download the
Beanstack app!

